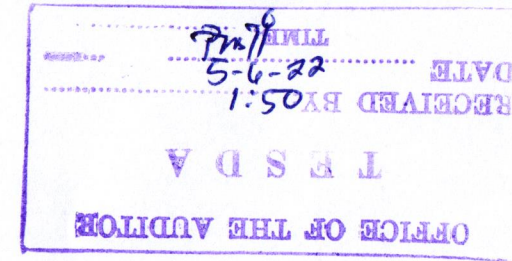


MONTHLY REPORT OF DISBURSEMENTS
For the Month of April 1-30, 2022



FAR No. 4

Department: DEPARTMENT OF TRADE AND INDUSTRY (DTI)
Agency: TECHNICAL EDUCATION AND SKILLS DEVELOPMENT AUTHORITY (TESDA)
Operating Unit: CENTRAL OFFICE
Organization Code: 22-009-0100000
Funding Source: 01 - Regular Agency Fund

PARTICULARS	CURRENT YEAR BUDGET				PRIOR YEAR'S BUDGET				SUB-TOTAL	GRAND TOTAL				REMARKS
	PS	MOOE	CO	TOTAL	PRIOR YEAR'S ACCOUNTS PAYABLE			TOTAL		PS	MOOE	CO	TOTAL	
					PS	MOOE	CO							
Notice of Cash Allocation									48,446,564.94	9,511,722.10	28,551,742.84	10,383,100.00	48,446,564.94	
MDS Checks Issued	9,511,722.10	28,551,742.84	10,383,100.00	48,446,564.94	-	-	-	-	23,618,577.20	10,172,883.55	12,142,125.75	1,303,567.90	23,618,577.20	
LDDAP-ADA	10,172,883.55	9,901,608.97	-	20,074,492.52		2,240,516.78	1,303,567.90	3,544,084.68	3,070,581.93	2,179,309.69	883,499.74	7,772.50	3,070,581.93	
Tax Remittance Advice	2,179,309.69	583,821.80	-	2,763,131.49		299,677.94	7,772.50	307,450.44	75,135,724.07	21,863,915.34	41,577,368.33	11,694,440.40	75,135,724.07	
Total	21,863,915.34	39,037,173.61	10,383,100.00	71,284,188.95	-	2,540,194.72	1,311,340.40	3,851,535.12						

SUMMARY:

	Prev. Report	This Month	As of Date
Total Disbursements Authorities Received	947,329,296.89	322,686,741.93	1,270,016,038.82
Notice of Cash Allocation (NCA)	924,546,200.00	319,616,160.00	1,244,162,360.00
Tax Remittance Advice (TRA)	22,783,096.89	3,070,581.93	25,853,678.82
Less: Notice of Transfer Allocation (NTA) Issued	782,168,072.81	246,848,184.67	1,029,016,257.48
Total Disbursements Authorities Available	165,161,224.08	75,838,557.26	240,999,781.34
Less:			
Lapsed NCA	14,926.59	-	14,926.59
Disbursements	165,146,297.49	75,135,724.07	240,282,021.56
Total	165,161,224.08	75,135,724.07	240,296,948.15
Balance of Disbursements Authorities as of to Date	0.00	702,833.19	702,833.19

Total Disbursements Program
Less: Actual Disbursements
(Over)/Under Spending

	Prev. Report	This Month	As of Date
Total Disbursements Program	165,161,224.08	75,838,557.26	240,999,781.34
Less: Actual Disbursements	165,146,297.49	75,135,724.07	240,282,021.56
(Over)/Under Spending	14,926.59	702,833.19	717,759.78

Certified Correct:

MARRIEL M. SAUGON
OIC, Accounting Division-FMS
Date: _____

Approved by:

MA. MAGDALENA P. BUTAD
Director IV-FMS-DED
Date: _____

MONTHLY REPORT OF DISBURSEMENTS
For the month of April 2022

Department: Department of Trade and Industry (DTI)
Agency: Technical Education and Skills Development Authority
Operating Unit: Central Office
Organization Code: 22 009 0100000
Fund Cluster: 01 Regular Agency Fund


Particulars	Current Year Budget					Prior Year's Budget					Current Year's Accounts					SUB-TOTAL	Trust Liabilities				Grand Total					Remarks	
	PS	MOOE	FinEx	CO	TOTAL	Prior Year's Accounts Payable			Current Year's Accounts					PS	MOOE		CO	TOT AL	PS	MOOE	FinEx	CO	TOTAL				
						PS	MOOE	FinEx	PS	MO	FinEx	CO	Sub											17=(11+16)	18=(6+17)		19
1	2	3	4	5	6=(2+3+4+5)	7	8	9	10	11=(7+8+9+10)	12	13	14	15	16=(12)	17=(11+16)	18=(6+17)	19	20	21	22=(19+2)	23	24	25	26	27=(23+24+25+26)	28
CASH DISBURSEMENTS	19,684,605.65	38,453,351.81	-	10,383,100.00	68,521,057.46	-	2,240,516.78	-	1,303,567.90	3,544,084.68	-	-	-	-	-	3,544,084.68	72,065,142.14	-	-	-	-	19,684,605.65	40,693,868.59	-	11,686,667.90	72,065,142.14	
Notice of Cash Allocation (NCA)	19,684,605.65	38,453,351.81	-	10,383,100.00	68,521,057.46	-	2,240,516.78	-	1,303,567.90	3,544,084.68	-	-	-	-	-	3,544,084.68	72,065,142.14	-	-	-	-	19,684,605.65	40,693,868.59	-	11,686,667.90	72,065,142.14	
MDS Checks Issued	9,511,722.10	28,551,742.84	-	10,383,100.00	48,446,564.94	-	-	-	-	-	-	-	-	-	-	-	48,446,564.94	-	-	-	-	9,511,722.10	28,551,742.84	-	10,383,100.00	48,446,564.94	
Advice to Debit Account	10,172,883.55	9,901,608.97	-	-	20,074,492.52	-	2,240,516.78	-	1,303,567.90	3,544,084.68	-	-	-	-	-	3,544,084.68	23,618,577.20	-	-	-	-	10,172,883.55	12,142,125.75	-	1,303,567.90	23,618,577.20	
TOTAL CASH DISBURSEMENTS	19,684,605.65	38,453,351.81	-	10,383,100.00	68,521,057.46	-	2,240,516.78	-	1,303,567.90	3,544,084.68	-	-	-	-	-	3,544,084.68	72,065,142.14	-	-	-	-	19,684,605.65	40,693,868.59	-	11,686,667.90	72,065,142.14	
NON-CASH DISBURSEMENTS	2,179,309.69	583,821.80	-	-	2,763,131.49	-	299,677.94	-	7,772.50	307,450.44	-	-	-	-	-	307,450.44	3,070,581.93	-	-	-	-	2,179,309.69	883,499.74	-	7,772.50	3,070,581.93	
Tax Remittance Advices Issued (TRA)	2,179,309.69	583,821.80	-	-	2,763,131.49	-	299,677.94	-	7,772.50	307,450.44	-	-	-	-	-	307,450.44	3,070,581.93	-	-	-	-	2,179,309.69	883,499.74	-	7,772.50	3,070,581.93	
TOTAL NON-CASH DISBURSEMENTS	2,179,309.69	583,821.80	-	-	2,763,131.49	-	299,677.94	-	-	299,677.94	-	-	-	-	-	299,677.94	3,062,809.43	-	-	-	-	2,179,309.69	883,499.74	-	-	3,062,809.43	
GRAND TOTAL	21,863,915.34	39,037,173.61	-	10,383,100.00	71,284,188.95	-	2,540,194.72	-	1,311,340.40	3,851,535.12	-	-	-	-	-	3,851,535.12	75,135,724.07	-	-	-	-	21,863,915.34	41,577,368.33	-	11,694,440.40	75,135,724.07	

SUMMARY


Particulars (1)	Previous Report (2)	This Month (3)	As at Date (4)
Total Disbursement Authorities Received	847,329,296.89	322,686,741.93	1,270,016,038.82
NCA	824,546,200.00	319,616,160.00	1,244,162,360.00
NTA	-	-	-
Working Fund	-	-	-
TRA	22,783,096.89	3,070,581.93	25,853,678.82
CDC	-	-	-
NCAA	-	-	-
Less: Notice of Transfer of Allocations (NTA)* issued	782,168,072.81	246,848,184.67	1,029,016,257.48
Total Disbursement Authorities Available	165,161,224.08	75,838,557.26	240,999,781.34
Less:			
Lapsed NCA Disbursements	14,926.59	-	14,926.59
Less: Other Non-Cash Disbursements	165,146,297.49	75,135,724.07	240,282,021.56
Disbursements effected through outright deductions from claims	-	-	-
Overpayment of expenses (e.g. personnel benefits)	-	-	-
Restitution for loss of government property	-	-	-
Liquidated damages and similar claims	-	-	-
Others (e.g. TEF, BTr, Docs Stamp, etc.)	-	-	-
Add/Less: Adjustments (e.g. cancelled/stated checks)	-	702,833.19	702,833.19
Balance of Disbursement Authorities as at date	165,161,224.08	75,838,557.26	240,999,781.34
Total Disbursements Program	165,161,224.08	75,135,724.07	240,296,948.15
Less: *Actual Disbursements (Over)/Under spending	-	702,833.19	702,833.19

Notes: * The use of NTA is discouraged
Notes: ** Amounts should tally with the grand total disbursement

Certified Correct


MARRIEL M. SAUGON
Date

Approved By:


DIR. MA. MAGDALENA P. BUTAD
Date